



The Brick People

30° SQUINT (PART # IXL65)

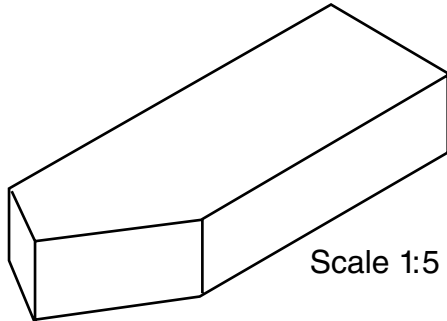
BRICK MASONRY

4p



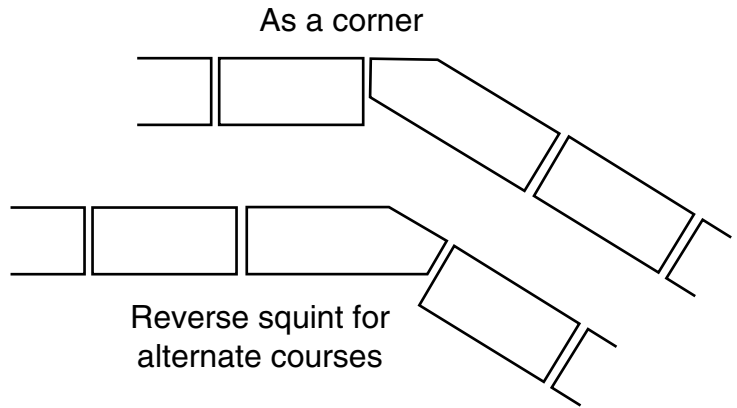
02 02

I·XL Industries Ltd.



Scale 1:5

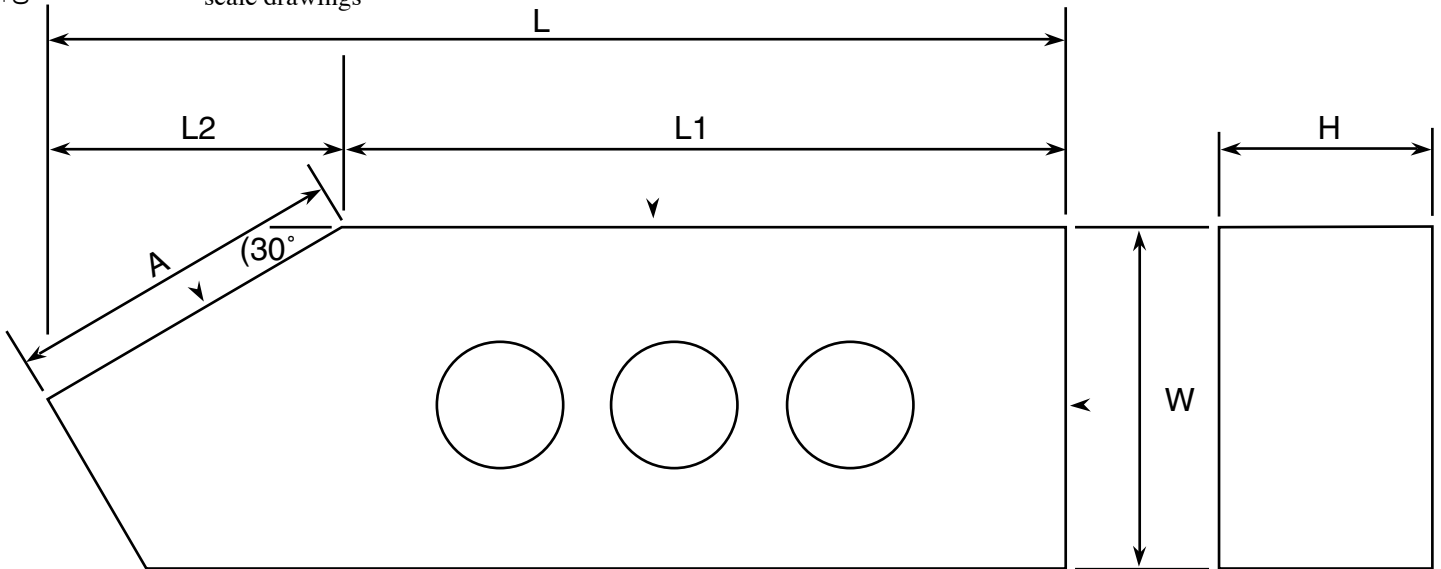
Coring not shown on 1:5 and 1:10 scale drawings



As a corner

Reverse squint for alternate courses

Scale 1:10



Scale 1:2

Technical Data

30° Squint Special Shape
manufactured to CSA A82.1M and ASTM C216, Grade SW,
Type FBS

➤ denotes textured face

Coring as per production

Available in: "200" Colour Series - extruded/wirecut

"600" Colour Series - extruded/wirecut

Consult your I·XL Technical Sales Representative for colour, size, and texture availability before specifying.

Specification: Part # IXL65

Size: _____

Colour: _____

Texture: _____

Quantity: _____

Specifier: _____

Date: _____

DIMENSIONS:

		Modular*	Titan
Width	W	90mm (3½ in.)	3½ in.
Height	H	57mm (2¼ in.)	2½ in.
Length	L	268mm (10⅝ in.)	10⅝ in.
	A	90mm (3½ in.)	3½ in.
	L1	190mm (7½ in.)	7½ in.
	L2	78mm (3⅙ in.)	3⅙ in.

* Imperial sizes to 5/8" dimensions may be available to order.

Core configuration may change without notice.

Core configuration may vary from plant to plant.

Information on this sheet or availability of this shape may change without prior notice.

Consult your I·XL Technical Sales Representative for further details.

I·XL Industries Ltd.

02 02



4p

BRICK MASONRY