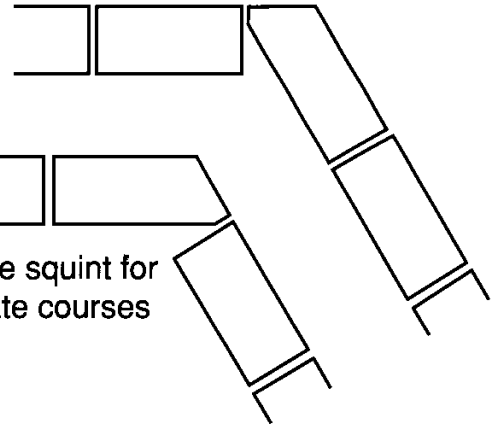




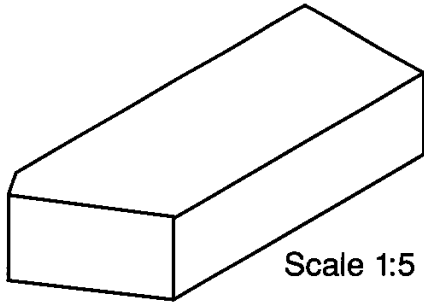
60° SQUINT (PART # IXL47)

The Brick People

As a corner



Scale 1:10



Scale 1:5

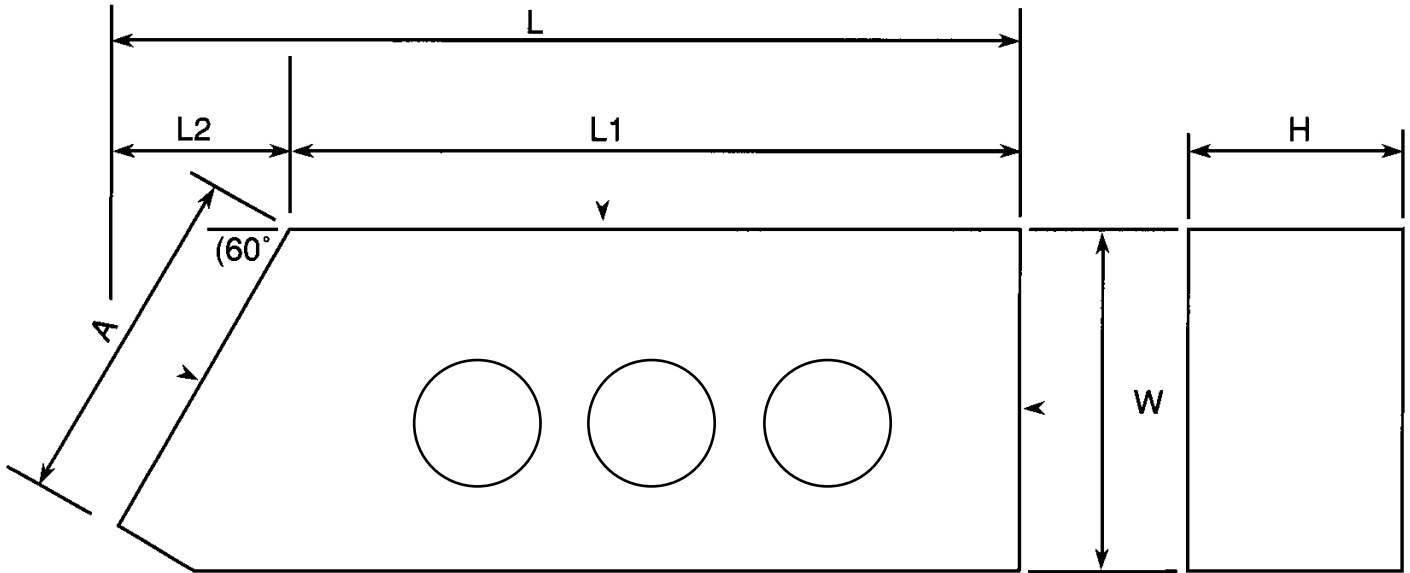
Coring not shown
on 1:5 and 1:10
scale drawings

Reverse squint for
alternate courses



BRICK MASONRY
4p
02 02

I·XL Industries Ltd.



Scale 1:2

Technical Data

60° Squint Special Shape
manufactured to CSA A82.1M and ASTM C216, Grade SW,
Type FBS

► denotes textured face
Coring as per production

Available in: "100" Colour Series - dry pressed
"200" Colour Series - extruded/wirecut
"600" E Colour Series - extruded/wirecut

Consult your I·XL Technical Sales Representative
for colour, size, and texture availability before specifying.

Specification: Part # IXL47

Size: _____
Colour: _____
Texture: _____
Quantity: _____
Specifier: _____
Date: _____

DIMENSIONS:

		Modular*	Titan
Width	W	90mm (3½ in.)	3½ in.
Height	H	57mm (2¼ in.)	2½ in.
Length	L	235mm (9¼ in.)	9¼ in.
	A	90mm (3½ in.)	3½ in.
	L1	190mm (7½ in.)	7½ in.
	L2	45mm (1¾ in.)	1¾ in.

*200/600: Imperial sizes to 5/8" dimensions may be available to order.
Core configuration may change without notice.
Core configuration may vary from plant to plant.
Information on this sheet or availability of this shape may change
without prior notice.

Consult your I·XL Technical Sales Representative for further details.

I·XL Industries Ltd.
02 02
BRICK MASONRY
4p